


RX-805



Unijunta®

PASTE

Ready-to-use putty recommended for plastering and filling joints between plasterboards.



* Representative information on the emissions of volatile substances in indoor air that present a toxicological risk by inhalation on a scale from C (high emissions) to A+ (very low emissions).



COVERING

FOR ALL TYPES OF CONVENTIONAL PAINT
AFTER COMPLETE DRYING

SURFACES

Laminated plaster board.

Surfaces must be sound, dry, cohesive, absorbent, well-adhered, clean and free of dust.

CHARACTERISTICS

- Finishes with great thinness and quality.
- Excellent workability.
- Easy to smooth and sand.
- Excellent adhesion.
- Good filling capability.

IDEAL FOR

- Filling of joints between laminated plasterboards by interspersing paper or fibre tape.
- Repair of small defects such as scratches, bumps and scratches on plasterboard.
- Complete plastering of the laminated plaster boards in a thin layer (Q4 finish).

ON-SITE APPLICATION

SURFACE PREPARATION

The surface must be sound, clean and free of any trace of saltpetre, fungi, microorganisms, grease, release oils and, in general, any type of material that could make it difficult for the product to adhere to the surface.



CLASSIFICATION ACCORDING TO THE
UNE-EN 13963 STANDARD

3A

LEVEL OF QUALITY 4 (Q4)

RX-805



Unijunta®

PASTE

ON-SITE APPLICATION

DIRECTIONS FOR USE

Ready to use. Do not dilute.

CROSS-BOARD JOINT TREATMENT

Apply the product with a trowel or spatula on the surface of the joint, depositing the micro-perforated paper tape (**RG-115B**) or fibre masking tape (**RG-114**) below. Use a spatula or trowel to press down the tape so that it adheres well to the first layer of jointing paste.

Once this first layer has completely set, we will proceed to apply a second layer of product, completely covering the tape.

Finally, after drying this second hand, the surface is sanded and if no imperfection is observed, we proceed to the application of a fixative, and then fully plastered the plates.

BOARD PLASTERING

Smoothing should always be carried out vertically from the bottom to the top of the surface with a wide or smooth trowel (preferably with a rounded edge), applying the material and then removing the excess, taking care to smooth and cover all surface defects. Joints are made in reverse, from top to bottom. When the material is dry, sand it and then apply another coat of plaster horizontally from right to left, applying it on joints from left to right.

Finally, after this second coat has dried, sand the surface and, if no imperfections are observed, apply a fixative and then paint the surface.

TECHNICAL CHARACTERISTICS

Useful life	Unlimited
Shore hardness	79
Maximum granulometry	50 µm
pH	8.0 - 9.0
Maximum thickness for grouting	10 mm
viscosity	270000 – 340000 CP (A7/10)

Fire classification	A2 - s1 - d0
Tool cleaning	With water
Drying time in 1 mm layer on plaster surface (*)	3 - 4 H
Density	1.63 ± 0,07

(*) Depends on the environmental conditions, the nature of the surface and the thickness of application.

ADHERENCES	
TEST	RESULT
Initial adherence to concrete	> 3 Kg/cm ²

RX-805



Unijunta®

PASTE

TECHNICAL CHARACTERISTICS

JOINT FILLING PERFORMANCE		PERFORMANCE FOR BOARD PLASTERING	
kilograms of powder applied per lineal meter	0,3 - 0,4	kilograms of powder applied per m ² in 1 mm of thickness	1,80 - 2,00

INFORMATION OF INTEREST

The UNIJUNTA range manufacturing process is controlled in batches, which allows traceability of any incident. The quality system used includes each article's design and production controls, both in terms of the raw materials used, guaranteeing uniform manufacturing, and the final item obtained. The use of ecotechnologies in our facilities' manufacturing processes allows for efficient work, without damaging the environment that surrounds us.

- Non-flammable product.
- Avoid the product coming into contact with skin and eyes.
- Smoking, eating and drinking must be prohibited in the application area.
- Comply with legislation on health and safety at work.
- Keep the product in a dry place, in original containers that are kept properly closed
- Store the containers between 5°C and 35°C.
- Recommended storage time: 12 months from the date of manufacture in its original packaging and protected from moisture.

For further information on protective measures and first aid, please refer to the product's Safety Data Sheet.

COMMENTS

- For appropriate use and correct application of the product, it is essential to first read the technical data sheet.
- The data provided in this data sheet are for guidance only and should not be considered binding. The data has been obtained in normal laboratory conditions and on standardised surfaces, and can vary depending on the conditions in which they are applied (absorption of the surface, applied thickness, temperature, environmental humidity, etc.). The intervals displayed have been shaped by measurement history. Slight deviations from the ranges presented in this technical sheet, whether higher or lower, will be accepted according to internal technical criteria and will not result in a loss of quality or affect the performance of the final product, due, among other factors, to variations in measurement conditions and the uncertainty associated with the instruments used.
- The working conditions of the users are out of our control
- The product must not be used for purposes other than those specified. We recommend strictly following the recommendations for use
- Do not exceed the maximum recommended application thickness
- It is essential that the status of the surfaces be assessed prior to each application

RX-805





Unijunta®

PASTE

OBSERVACIONES

- Use the product within its useful lifetime. Beyond this time, unfavourable properties may arise
- Do not apply on damp or warm surfaces
- Do not apply on non-absorbent or extremely crystalline surfaces
- Do not mix with any material, as the product will not retain its technical characteristics
- Application temperature: from 5°C to 35°C
- Maximum relative humidity: <85%
- Do not re-knead when the product has started to set.
- The technical department of **ESTABLECIMIENTOS BAIXENS** states that the designs of recently launched new products are considered to be in an experimental phase until an annual history can be constituted. From then on, the newly designed product is considered to be fully consolidated in the market. In the meantime, **BAIXENS** reserves the right to adapt its variable specifications or working ranges according to technical criteria. The data subject to modification will be identified with an asterisk for easy identification and may be recently created products and / or experimental phase products or improvements in our various ranges due to market needs and / or requirements
- We place at your disposal a technical-commercial team that will advise you regarding any doubt or query.

EMBALAJE

FORMAT	25 kg	7 kg	 	Código interno	RX805NF1830A20
UNIT/BOX	-	-			
PALLETS	33 CANS	120 CANS			