

RX-600 RX-600S

Rualaix®

RENOVATION AND FINISHING PROJECT

Ready-to-use fibre-reinforced plaster suitable for filling in imperfections and levelling out irregularities.



* Information représentative des émissions dans l'air intérieur des substances volatiles présentant un risque de toxicité par inhalation, sur une échelle de classe allant de C (fortes émissions) à A+ (très faibles émissions).

INTERIOR



INFORMATION ON DIRECTIVE 2004/42/EC
CATEGORY i1, HIGH PERFORMANCE COMPONENT COATINGS,
WATERBASED

Limit: 140 g/l VOC (2007); 140 g/l VOC (2010)
This product contains max. 0,89 g/l VOC

COVERING

FOR ALL TYPES OF CONVENTIONAL PAINT
AFTER COMPLETE DRYING

CLASSIFICATION ACCORDING
TO STANDARD EN 16566

G3S2V2W2A0C0R0

SURFACES

Gypsum, plaster, laminated gypsum panels, cement, concrete, decorative fibreglass, plastic stucco, brick, prefabricated blocks, non-elastic synthetic paint.

Surfaces must be sound, dry, cohesive, absorbent, well adhered, clean and free of dust.

CHARACTERISTICS

- Excellent workability.
- Easy to level and smooth.
- Easy sanding.
- Smooth, fine finishes.
- Non-repellent.
- Does not come detached.
- High coverage power.


IDEAL FOR

- Smoothing and renovating walls and ceilings with relief.
- Renovation of painted walls.
- Smoothing and levelling vertical surfaces in a thin layer.

ON-SITE APPLICATION

SURFACE PREPARATION

The surface must be sound, clean and free of any trace of saltpetre, fungi, microorganisms, grease, release oils and, in general, any type of material that could make it difficult for the product to adhere to the surface.



RX-600 RX-600S

Rualaix®

RENOVATION AND FINISHING PROJECT

ON-SITE APPLICATION

CLEANING

If surfaces present traces of fungi, algae or other type of microorganisms, we first proceed to curative treatment with our **RX-526 CLEAN ENERGY**. Apply the product to the surface to be treated. After 5-10 minutes of action, clean the surface using a pressurised water machine or with a hard bristle brush.

Then, once the surface is completely dry, **RX-524 CLEAN MICRO** should be applied until the surface is completely impregnated. This preventive treatment is very effective and prevents future presence of microorganisms. If there are saltpetre stains on the surface to be treated, carry out an initial cleaning process with our **RX-523 CLEAN SAL**, applying the material and then scraping it with a hard bristle brush. After mechanically cleaning the surface, it will need to be rinsed with plenty of clean water in order to neutralise any **CLEAN SAL** residue that may remain on the surface.

Any grease or oil must be completely eliminated to allow the product to adhere correctly to the surface. Therefore, we recommend using **RX-527 CLEAN OIL** for correct and total elimination of these substances.

Powdery surfaces must be consolidated with a fixative (**FIJAPREN** line), since dust prevents adhesion between materials. Similarly, old surfaces made up of perished plaster or poorly adhered parts must be cleaned up: **restoring perished surfaces without prior restoration is totally inadvisable**. If there are holes in the surface, these should be scraped down and removed until a consistent surface is created, then a fixative (**FIJAPREN** line) should be applied to remove traces of dust. This consistent surface will usually be made of brick, cement, functional plaster or any other material, as long as it can support the weight and tension of the layers subsequently applied, without breaking up or having its structure altered.

If cracks are present these must be repaired, i.e. opened up and their interiors fixed using a fixative (**FIJAPREN** line), left to dry for at least 4 hours and then filled to the required level.

DIRECTIONS FOR USE

Ready-to-use material. Do not dilute.

Apply the product by spraying it at a distance of 70 - 100 cm from the surface with a nozzle preferably with a 5.29, 5.31 or 6.29 pitch, 6.31. We recommend applying one or more cross coats depending on the irregularity of the surface.

To achieve uniform spraying of this product we recommend the use of a MARK V airless machine from GRACO or similar.

When the material is dry, sand it and, if there are no imperfections, apply a fixative and then paint.

RX-600

RX-600S

Rualaix®

RENOVATION AND FINISHING PROJECT

TECHNICAL CHARACTERISTICS

Density	1.73 ± 0.07
Viscosity	130000 – 215000 cP (A/7/10)
Maximum granulometry	200 µm
pH	7.0 - 8.0
Shore C hardness	80
Drying time in 1 mm layer on plaster, concrete and paint surfaces (*)	4 - 5 H
Maximum thickness per layer	2 - 3 mm
Tool cleaning	With water

ADHERENCES	
CEMENT	PAINT
≥ 4 kg/cm ²	≥ 5 kg/cm ²
INFORMATION ON DIRECTIVE 2004/42/EC - Category i1	
VOC LIMIT	VOC CONTENT
140 g/l (2007) - 140 g/l (2010)	0,89 g/l max.
PERFORMANCE	
kilograms of paste applied per m ² in 1 mm thickness	1.65 - 1.75

(*) Depends on the environmental conditions, the nature of the surface and the thickness of application.

INFORMATION OF INTEREST

The Rualaix range manufacturing process is controlled in batches, which allows traceability of any incident. The quality system used includes each article's design and production controls, both in terms of the raw materials used, guaranteeing uniform manufacturing, and the final item obtained. The use of ecotechnologies in our facilities' manufacturing processes allows for efficient work, without damaging the environment that surrounds us.

- Non-flammable product.
- Avoid the product coming into contact with skin and eyes.
- Smoking, eating and drinking must be prohibited in the application area.
- Comply with legislation on health and safety at work.
- Keep the product in a dry place, in original containers that are kept properly closed.
- Store the containers between 5°C and 35°C.
- Recommended storage time: 12 months from the date of manufacture in its original packaging and protected from moisture.

For further information on protective measures and first aid, please refer to the product's Safety Data Sheet.

RX-600

RX-600S

Rualaix®


RENOVATION AND FINISHING PROJECT

COMMENTS


- For appropriate use and correct application of the product, it is essential to first read the technical data sheet.
- The data provided in this data sheet are for guidance only and should not be considered binding. The data has been obtained in normal laboratory conditions and on standardised surfaces, and can vary depending on the conditions in which they are applied (absorption of the surface, applied thickness, temperature, environmental humidity, etc.). The intervals displayed have been shaped by measurement history. Slight deviations from the ranges presented in this technical sheet, whether higher or lower, will be accepted according to internal technical criteria and will not result in a loss of quality or affect the performance of the final product, due, among other factors, to variations in measurement conditions and the uncertainty associated with the instruments used.
- The working conditions of the users are beyond our control.
- The product must not be used for purposes other than those specified. It is recommended that the recommendations for use be strictly followed.
- Do not exceed the maximum recommended application thickness per coat.
- It is essential that the status of the surfaces be assessed prior to each application.
- Do not apply on non-absorbent or extremely crystalline surfaces.
- Do not mix with any material, as it will not retain its technical characteristics.
- We do not recommended applying the product on aged, badly adhered paints.
- Application temperature: from 5°C to 35°C.
- Maximum relative humidity: 85%.
- The technical department of **ESTABLECIMIENTOS BAIXENS** states that the designs of recently launched new products are considered to be in an experimental phase until an annual history can be constituted. From then on, the newly designed product is considered to be fully consolidated in the market. In the meantime, **BAIXENS** reserves the right to adapt its variable specifications or working ranges according to technical criteria. The data subject to modification will be identified with an asterisk for easy identification. These may be recently created products and/or products in an experimental phase or improvements in our various ranges due to market needs and/or demands.
- We place a technical-commercial team at your disposal that will advise you on any doubts or queries.

PACKAGING

FORMAT	25 Kg.	20 Kg.
UNIT/BOX	-	-
PALLETS	33 CANS	48 SACS



25 Kg.



20Kg

Internal code

RX600NF996A20


BAIXENS

baixens.com

Testing the difference

BAIXENS ESPAÑA
 POL. IND. MONCARRA, S/N
 46230 ALGINET (VALENCIA)
 T.: 961.750.834
 F.: 961.752.471

BAIXENS FRANCE
 14, RUE DU PONT NEUF
 75001 PARIS (FRANCE)
 T.: 0.800.90.14.37
 F.: 0.800.90.20.52

BAIXENS ITALIA / BULOVA
 VIA PIETRO NENNI, 36
 46019 CICOGNARA - MANTOVA (ITALY)
 T.: 0375/881817/90016 F.: 0375/88831
 www.bulova-pennelli.com

BAIXENS PORTUGAL / ARGATINTAS
 AVENIDA PORTAS DO MINHO, Nº 711
 4760 - 706 RIBEIRÃO,
 V.N. FAMILIÇÃO
 T.: 252 910 030
 www.argatintas.pt