

RX-130

Rualaix®

UNIQUE

Fast-setting multi-function plaster suitable for application on traditional supports and laminated gypsum panels.



CE BAI XENS
EN 13963
4B
15 NORMAL

INTERIOR



COVERING

FOR ALL TYPES OF CONVENTIONAL PAINT
AFTER COMPLETE DRYING

CLASSIFICATION ACCORDING
TO STANDARD EN 16566

G3S2V3W2A0C0R0

SURFACES

Gypsum, plaster, laminated gypsum panels, cement, non-elastic synthetic paint and plastic stucco.

Surfaces must be sound, dry, cohesive, absorbent, well adhered, clean and free of dust.

CHARACTERISTICS

- Minimal shrinkage.
- Excellent workability.
- Finishes with great thinness and high cohesion.
- Excellent adhesion.
- Easy sanding.
- Quick setting.
- May be reapplied "fresh on fresh".
- Non-repellent.


IDEAL FOR

- Filling of joints between laminated gypsum panels without the need for tape.
- Smoothing walls and laminated gypsum panels.
- Filling gaps and small holes.
- Recoating non-structural cracks.

ON-SITE APPLICATION

SURFACE PREPARATION

The surface must be sound, clean and free of any trace of saltpetre, fungi, microorganisms, grease, release oils and, in general, any type of material that could make it difficult for the product to adhere to the surface.



RX-130

Rualaix®**UNIQUE**

ON-SITE APPLICATION

CLEANING

If surfaces present traces of fungi, algae or other type of microorganisms, we first proceed to curative treatment with our **RX-526 CLEAN ENERGY**. Apply the product to the surface to be treated. After 5-10 minutes of action, clean the surface using a pressurised water machine or with a hard bristle brush.

Then, once the surface is completely dry, **RX-524 CLEAN MICRO** should be applied until the surface is completely impregnated. This preventive treatment is very effective and prevents future presence of microorganisms. If there are saltpetre stains on the surface to be treated, carry out an initial cleaning process with our **RX-523 CLEAN SAL**, applying the material and then scraping it with a hard bristle brush. After mechanically cleaning the surface, it will need to be rinsed with plenty of clean water in order to neutralise any **CLEAN SAL** residue that may remain on the surface.

Any grease or oil must be completely eliminated to allow the product to adhere correctly to the surface. Therefore, we recommend using **RX-527 CLEAN OIL** for correct and total elimination of these substances.

Powdery surfaces must be consolidated with a fixative (**FIJAPREN** line), since dust prevents adhesion between materials. Similarly, old surfaces made up of perished plaster or poorly adhered parts must be cleaned up: **restoring perished surfaces without prior restoration is totally inadvisable**. If there are holes in the surface, these should be scraped down and removed until a consistent surface is created, then a fixative (**FIJAPREN** line) should be applied to remove traces of dust. This consistent surface will usually be made of brick, cement, functional plaster or any other material, as long as it can support the weight and tension of the layers subsequently applied, without breaking up or having its structure altered.

If cracks are present these must be repaired, i.e. opened up and their interiors fixed using a fixative (**FIJAPREN** line), left to dry for at least 4 hours and then filled to the required level.

DIRECTIONS FOR USE

Knead with clean water at a ratio of 48% (480 ml water for each kg of plaster). Mixing should be carried out manually or mechanically using an electric mixer. Leave the paste to stand for a few minutes and then apply.

For cavity filling, we recommend using a medium sized spatula that allows for good pressure inside the cavity. Where possible, ensure that the width of the spatula is slightly greater than the size of the cavity.

When the material is dry, sand it and, if there are no imperfections, apply a fixative and then paint.

RX-130

Rualaix®

UNIQUE

TECHNICAL CHARACTERISTICS

Useful life	45' - 55'
Maximum granulometry	400 µm
pH	6.0 - 7.0
Maximum thickness per layer	10 mm
Tool cleaning	with water
Shore hardness	88
Fire classification	A2 - s1 - d0

Drying time in 1 mm layer on absorbent surface (*)	2 - 3 H
--	---------

(*) Depends on the environmental conditions, the nature of the surface and the thickness of application.

PERFORMANCE

kilograms of powder applied per m ² in 1 mm thickness	0,90 - 1,05
--	-------------

DENSITY

DUST (g/ml)	PASTE (g/ml)
0.94 ± 0.07	1.62 ± 0.07

ADHERENCES

TEST	RESULT
Initial adhesion on cement	> 12 kg/cm ²
Initial adhesion on paint	> 9 kg/cm ²

INFORMATION OF INTEREST

The Rualaix range manufacturing process is controlled in batches, which allows traceability of any incident. The quality system used includes each article's design and production controls, both in terms of the raw materials used, guaranteeing uniform manufacturing, and the final item obtained. The use of ecotechnologies in our facilities' manufacturing processes allows for efficient work, without damaging the environment that surrounds us.

- Non-flammable product.
- Avoid bringing the product into contact with skin and eyes.
- Smoking, eating and drinking must be prohibited in the application area.
- Comply with workplace health and safety legislation.
- Keep the product in a dry place, in original containers that are kept properly closed.
- Store the containers between 5°C and 35°C.
- Recommended storage time: 12 months from the date of manufacture, in its original packaging and protected from moisture.

For further information on protective measures and first aid, please refer to the product's Safety Data Sheet.

RX-130



Rualaix®

UNIQUE

COMMENTS

- For appropriate use and correct application of the product, it is essential to first read the technical data sheet.
- The data provided in this data sheet are for guidance only and should not be considered binding. The data has been obtained in normal laboratory conditions and on standardised surfaces, and can vary depending on the conditions in which they are applied (absorption of the surface, applied thickness, temperature, environmental humidity, etc.). The intervals displayed have been shaped by measurement history. Slight deviations from the ranges presented in this technical sheet, whether higher or lower, will be accepted according to internal technical criteria and will not result in a loss of quality or affect the performance of the final product, due, among other factors, to variations in measurement conditions and the uncertainty associated with the instruments used.
- The working conditions of the users are out of our control.
- The product must not be used for purposes other than those specified We recommend strictly following the recommendations for use.
- Do not exceed the maximum recommended application thickness.
- It is essential that the status of the surfaces be assessed prior to each application.
- Use the product within its useful lifetime Beyond this time, unfavourable properties may arise.
- Do not apply on damp or warm surfaces.
- Do not apply on non-absorbent or extremely crystalline surfaces.
- Do not mix with any material, as the product will not retain its technical characteristics.
- Application temperature: from 5°C to 35°C.
- Maximum relative humidity: 85%.
- Do not re-knead when the product has started to set.
- The technical department of **ESTABLECIMIENTOS BAIXENS** states that the designs of recently launched new products are considered to be in an experimental phase until an annual history can be constituted. From then on, the newly designed product is considered to be fully consolidated in the market. In the meantime, **BAIXENS** reserves the right to adapt its variable specifications or working ranges according to technical criteria. The data subject to modification will be identified with an asterisk for easy identification and may be recently created products and / or experimental phase products or improvements in our various ranges due to market needs and / or requirements.
- We place at your disposal a technical-commercial team that will advise you regarding any doubt or query.

PACKAGING

FORMAT	15 Kg	5 Kg	 	<table border="1"> <tr> <td>Internal code</td> <td>RX130NF2445A20</td> </tr> </table>	Internal code	RX130NF2445A20
Internal code	RX130NF2445A20					
UNIT/BOX	-	4				
PALLETS	66 SACS	35 BOXES				



Testing the difference

BAIXENS ESPAÑA
POL. IND. MONCARRA, S/N
46230 ALGINET (VALENCIA)
T.: 961.750.834
F.: 961.752.471

BAIXENS FRANCE
14, RUE DU PONT NEUF
75001 PARIS (FRANCE)
T.: 0.800.90.14.37
F.: 0.800.90.20.52

BAIXENS ITALY / BULOVA
VIA PIETRO NENNI, 36
46019 CICOGNARA - MANTOVA (ITALY)
T.: 0375/881817/90016 F.: 0375/88831
www.bulova-pennelli.com

BAIXENS PORTUGAL / ARGATINTAS
AVENIDA PORTAS DO MINHO, Nº 711
4760 - 706 RIBEIRÃO,
V.N. FAMILIÇÃO
T.: 252 910 030
www.argatintas.pt